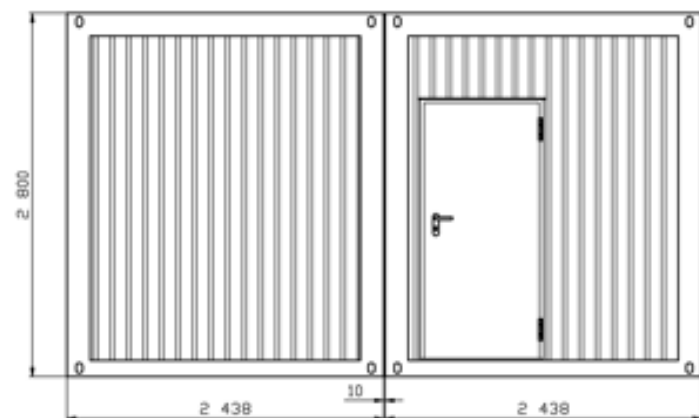
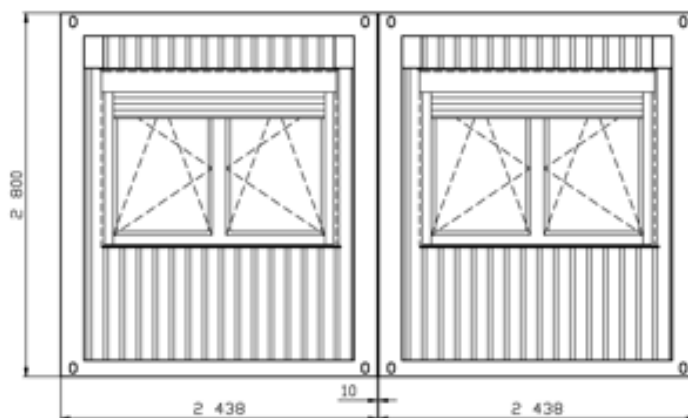
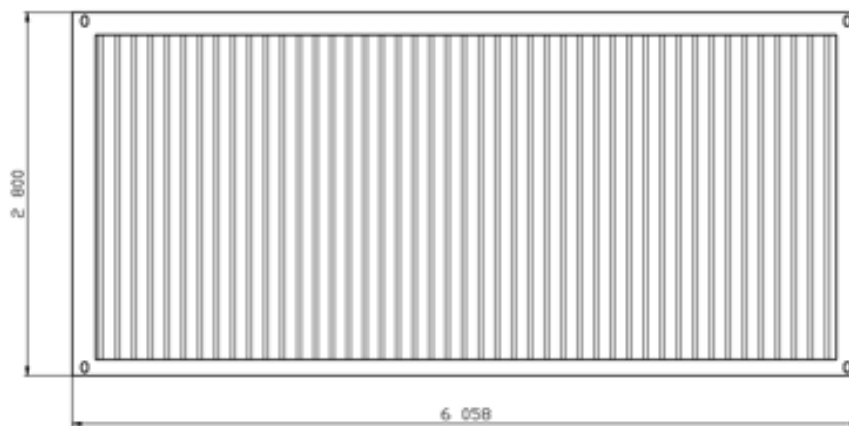
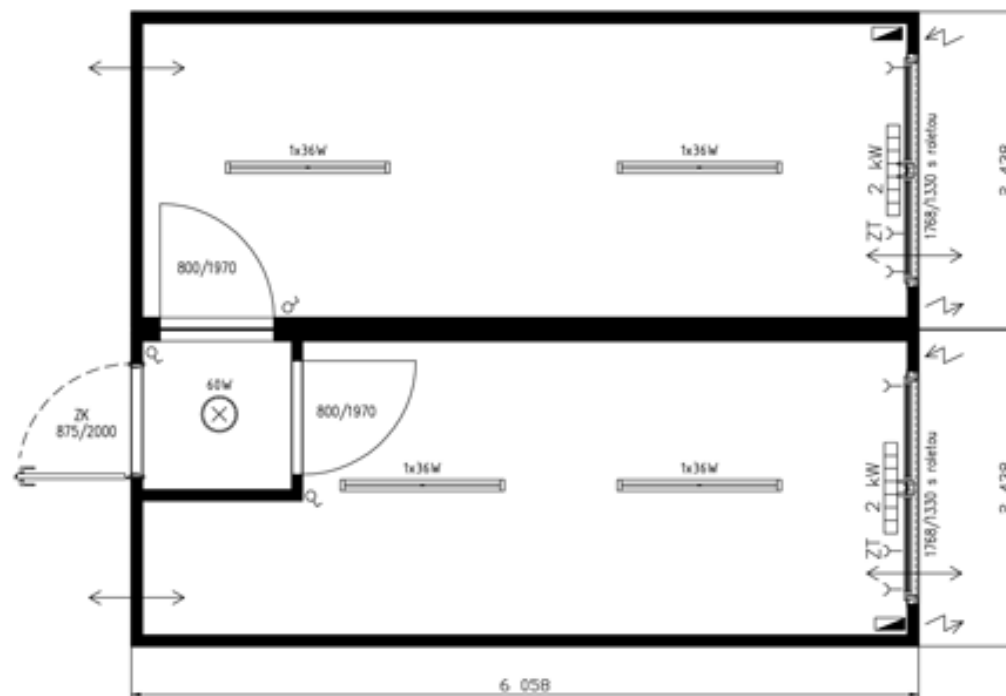



IM 08 - Standard Line



	typ	IM 08
	izolace	80-60-80

Roofing galvanized profiled sheet 0,75mm , wave depth 35mm

Insulation mineral wool 80 mm

Heat transfer coefficient U=0,527 W/m²K (80mm)

Vapour barrier PE film 0,11 mm

Inside panelling bouth sides laminated chipboard 10mm, white

Roof drainage 4 plastic leads ø60 mm

Floor loading 150 kg/m²

Wall

Outside panelling galvanized profiled sheet 0,55mm , wave depth 10mm

Surface finish light and weather resistant two-component paint in RAL Tone acc.to choice

Insulation mineral wool 60 mm

Heat transfer coefficient U=0,632 W/m²K (60 mm)

Vapour barrier PE film 0,11 mm

Inside panelling bouth sides laminated chipboard 10mm, white

Floor

Construction steelconstruction, transverse floor beams, floor sheet 0,55mm

Insulation mineral wool 80 mm

Heat transfer coefficient U=0,560 W/m²K (80 mm)

Floor chipboard 22 mm / Cetris 20mm

Flooring	GFK casted floor
-----------------	------------------

Floor loading	250 kg/m ²
----------------------	-----------------------

Vapour barrier	PE film 0,11 mm
-----------------------	-----------------

Wiring

Norm	ČSN or VDE
-------------	------------

Inlet - Outlet	400V/32A
-----------------------	----------

Light	2× flourescent light 1×36W with covering
--------------	--

Accessories	6× socket, 2× switch 2× el.heating 2 kW with thermostatem
--------------------	---

Switchboard	1× 10A, 4× 16A, FI-circuit breaker
--------------------	------------------------------------

Equipment

Doors	1× metal door, galvanized 875/2000mm, rubber seal, cylindrycal lock, painted in container 's tone 1x internal door 800/1970 mm, white 2x internal door 600/1970 mm, white
--------------	--

Windows	4x plastic windows 600/450 mm, hinged, incl. plastic blind
----------------	--

Sanitary	2x WC, 3x washbasin - cold/hot water, 2x shower, 2x urinal, 1x urinal divider, 1x boiler 200l, 1x floor outlet
-----------------	---
