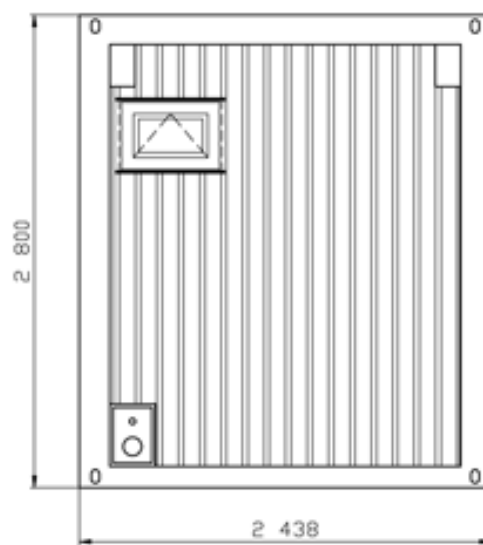
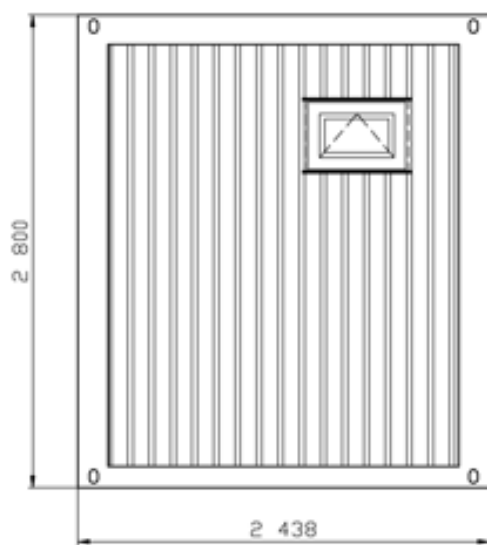
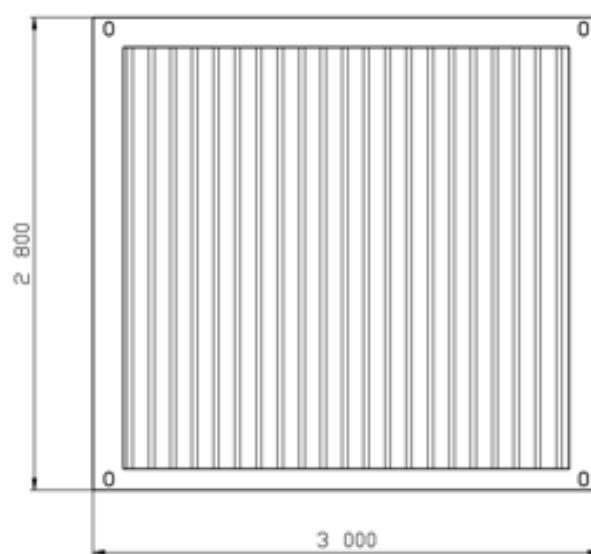
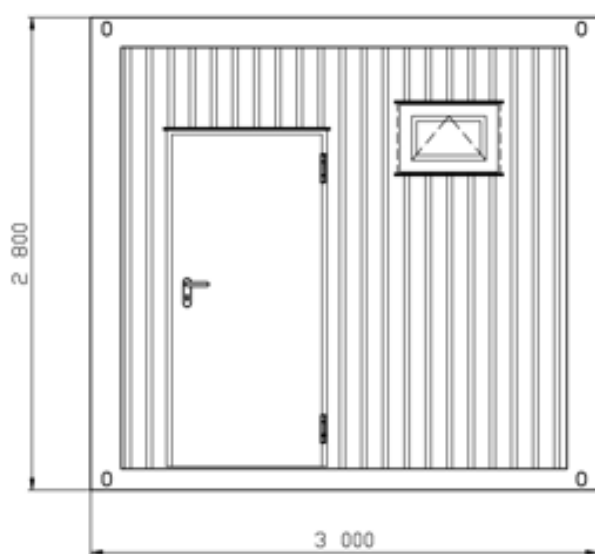
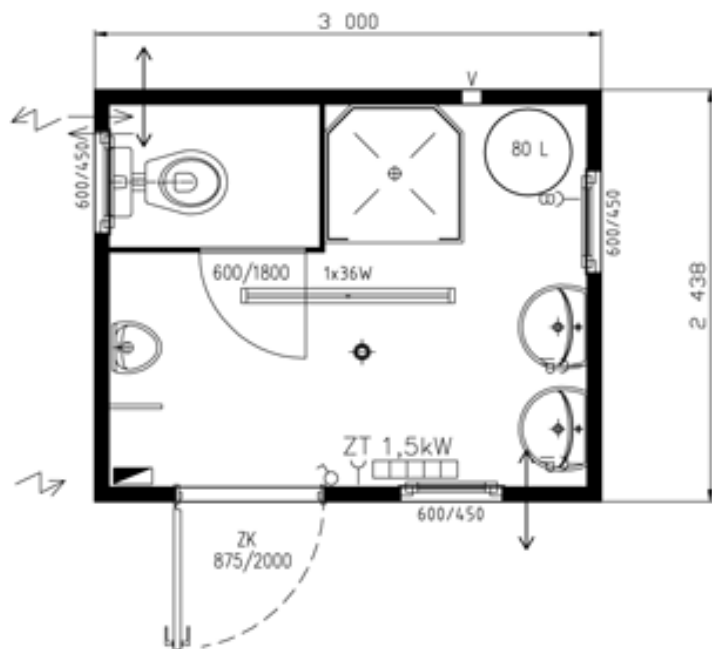



IM 10 - Standard Line



	typ	IM 10
	izolace	80-60-80

Roof

Roofing	galvanized profiled sheet 0,75mm , wave depth 35mm
Insulation	mineral wool 80mm
Heat transfer coefficient	U=0,527 W/m ² K (80mm)
Vapour barrier	PE film 0,11 mm
Inside panelling	both sides laminated chipboard 10mm, white
Roof drainage	4 plastic leads, ø60mm
Floor loading	150 kg/m ²

Wall

Outside panelling	galvanized profiled sheet 0,55mm , wave depth 10mm
Surface finish	light and weather resistant two-component paint in RAL tone acc.to choice
Insulation	mineral wool, 60mm
Heating transfer coefficient	U=0,632 W/m ² K (60mm)
Vapour barrier	PE film, 0,11 mm
Inside panelling	both sides laminated chipboard 10mm, white

Floor

Construction	steel construction, transverse floor beams, floor sheet 0,55mm
Insulation	mineral wool, 80mm
Heat transfer coefficient	U=0,560 W/m ² K (80mm)
Floor	Cetris 20 mm
Flooring	GFK casted floor

Floor loading	250 kg/m ²
----------------------	-----------------------

Vapour barrier	PE film 0,11 mm
-----------------------	-----------------

Wiring

Norm	ČSN or VDE
-------------	------------

Inlet-Outlet	400V/32A
---------------------	----------

Light	1× flourescent light 1×36W with covering
--------------	--

Accessories	6× socket, 2× switch 2× el.heating 1 kW with thermostat
--------------------	--

Switchboard	1× 10A, 4× 16A, FI-circuit breaker
--------------------	------------------------------------

Equipment

Doors	2× metal door, galvanized 875/2000mm, rubber seal, cylindrycal lock, painted in container tone 2x internal door 600/1800 mm, white
--------------	---

Windows	4x plastic windows 600/450 mm, hinged, incl. plastic blind
----------------	--

Sanitary	2x WC, 2x washbasin - cold/hot water, 1x urinal 1x urinal divider, 1x boiler 80l, 1x floor outlet
-----------------	--
