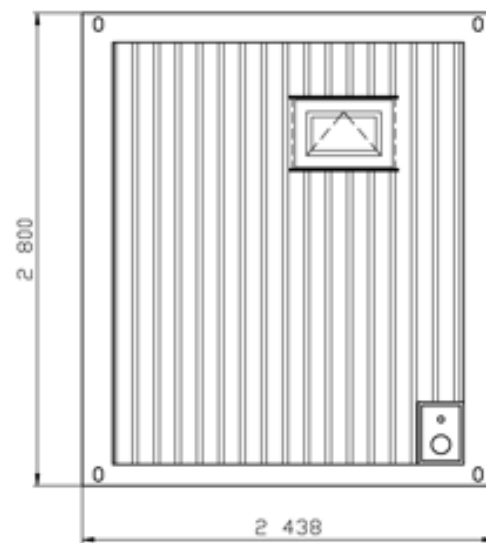
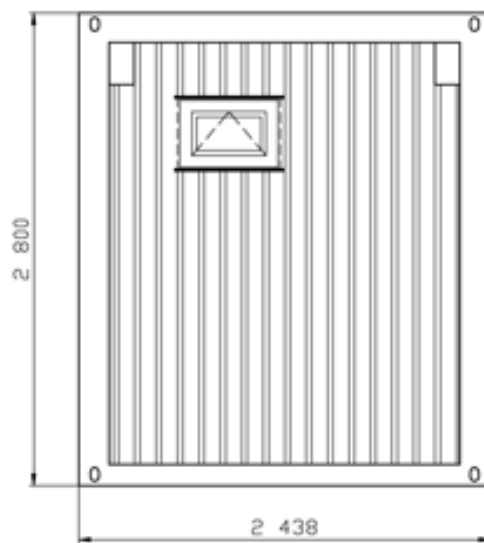
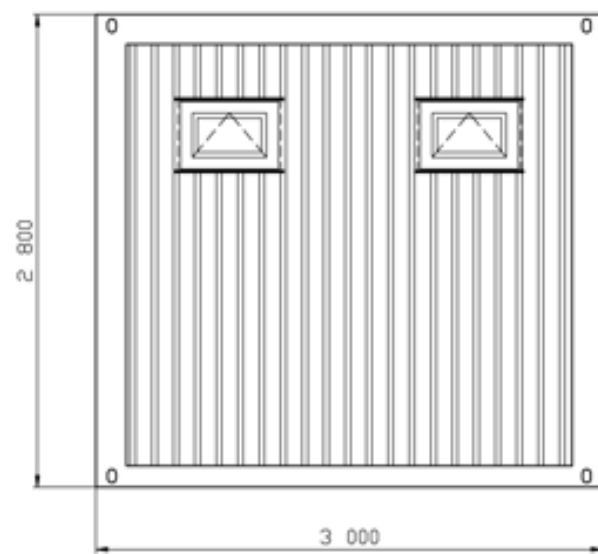
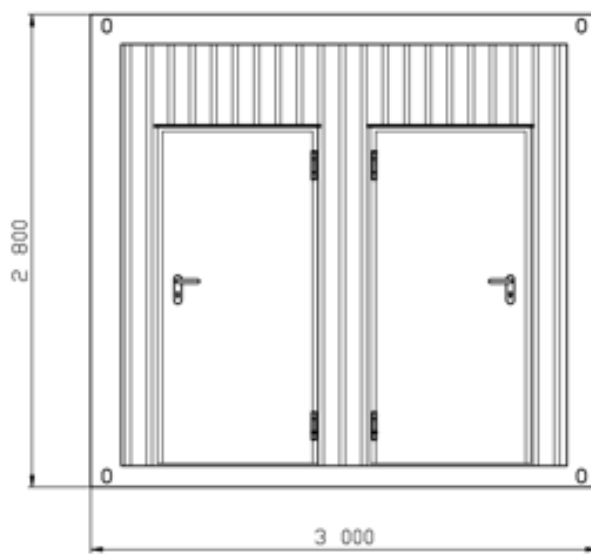
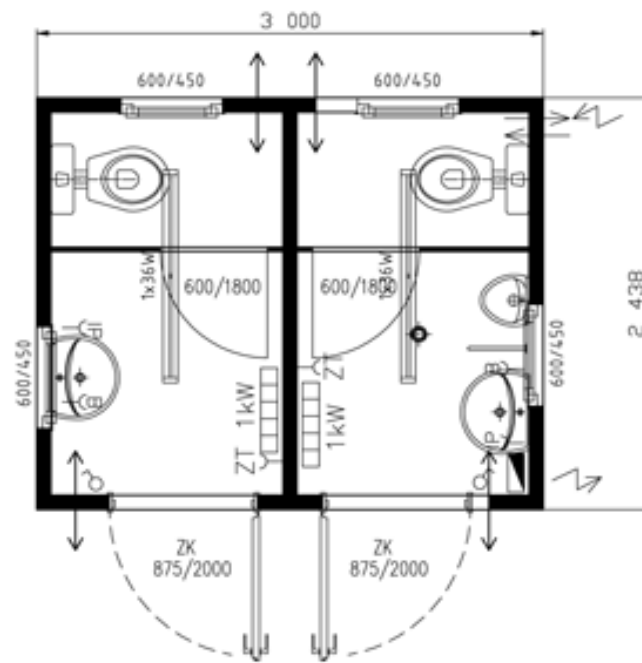



IM 11 - Standard Line



	typ	IM 11
	izolace	80-60-80

Roof

Roofing galvanized profiled sheet 0,75mm , wave depth 35mm

Insulation mineral wool, 80 mm

Heating transfer coefficient U=0,527 W/m²K (80 mm)

Vapour barrier PE film 0,11 mm

Inside panelling bouth sides laminated chipboard 10mm, white

Roof drainage 4 plastic leads, ø60 mm

Floor loading 150 kg/m²

Wall

Outside panelling galvanized profiled sheet 0,55mm , wave depth 10mm

Surface finish light and weather resistant two-component paint in RAL tone acc.to choice

Insulation mineral wool, 60 mm

Heating transfer coefficient U=0,632 W/m²K (60 mm)

Vapour barrier PE film 0,11 mm

Inside panelling bouth sides laminated chipboard 10mm, white

Floor

Construction steelconstruction, transverse floor beams, floor sheet 0,55mm

Insulation mineral wool 80 mm

Heating transfer coefficient U=0,560 W/m²K (80 mm)

Floor Cetris 20 mm

Flooring	PVC 1,5 mm, grey
-----------------	------------------

Floor loading	250 kg/m ²
----------------------	-----------------------

Vapour barrier	PE film 0,11 mm
-----------------------	-----------------

Wiring

Norm	ČSN or VDE
-------------	------------

Inlet - Outlet	400V/32A
-----------------------	----------

Light	1× fluorescent light 1×36W with covering
--------------	--

Accessories	6× socket, 2× switch 2× el.heating 1 kW with thermostat
--------------------	--

Switchboard	1× 10A, 4× 16A, FI-circuit braker
--------------------	-----------------------------------

Equipment

Doors	2× metal door, galvanized 875/2000mm, rubber seal, cylindrical lock, painted in container tone 2x internal door 600/1800 mm, white
--------------	---

Windows	4x plastic windows 600/450 mm, hinged, incl. plastic blind
----------------	--

Sanitary	2x WC, 2x washbasin - cold/hot water, 1x urinal
-----------------	---

Sanitary	1x urinal divider, 1x boiler 5l, 1x floor outlet
-----------------	--
